

BIOSECURITY



1. OPEN CAMERA APP
2. FOCUS ON QR CODE
3. TAP BANNER TO WATCH VIDEO

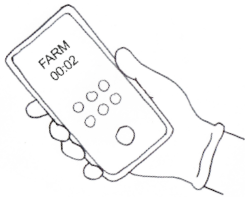
CONSIDERATIONS:

- BIOSECURITY HELPS TO PREVENT THE SPREAD OF PATHOGENS BETWEEN FARMS.
- FOLLOW ALL SITE SPECIFIC BIOSECURITY REQUIREMENTS.

- STEPS BELOW ARE A BASIC GUIDELINE AND ARE NOT ALL-INCLUSIVE.

BEFORE VISITING SITE:

NOTIFY SITE OF WHEN YOU PLAN TO ARRIVE AND ASK ABOUT BIOSECURITY REQUIREMENTS.



FOLLOW SITE SPECIFIC DOWNTIME REQUIREMENTS.



SHOWER BETWEEN VISITS TO DIFFERENT SITES.




WEAR CLEAN CLOTHING AND FOOTWEAR TO EACH SITE.



VISITING SITE:

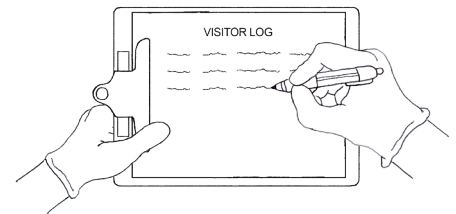
PARK IN DESIGNATED AREA AWAY FROM ANIMAL BUILDINGS. LEAVE PERSONAL ITEMS IN VEHICLE.



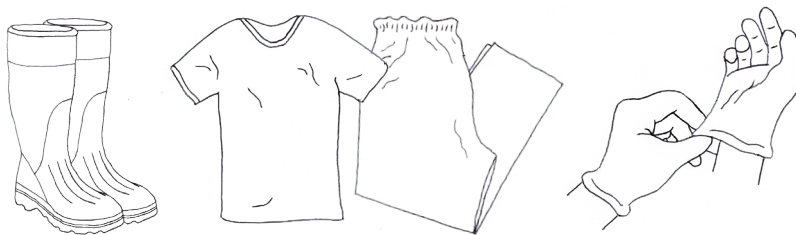
PUT ON NEW SHOE COVERS AS YOU EXIT YOUR VEHICLE.



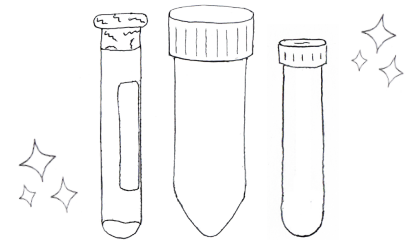
SIGN VISITOR LOG IF APPLICABLE.



ONCE INSIDE THE BARN, WEAR FARM SPECIFIC FOOTWEAR, CLOTHING, AND GLOVES. SHOWER IN AND OUT WHEN AVAILABLE.



USE CLEAN SAMPLING EQUIPMENT AND SUPPLIES.



AFTER VISITING SITE:

PLACE DISPOSABLE DIRTY ITEMS IN A GARBAGE BAG AND FOLLOW DISPOSAL PROCEDURES.



WASH VEHICLE EXTERIOR.



CLEAN AND DISINFECT VEHICLE INTERIOR.



CLEAN AND DISINFECT EQUIPMENT AND SUPPLIES.



COLLABORATORS:

These materials were developed through a collaborative process between Swine Medicine Education Center, Center for Food Security and Public Health, American Association of Swine Veterinarians, National Pork Board, Multistate Partnership for Security in Agriculture and United States Department of Agriculture.

FUNDING:

This project is funded by USDA's Animal and Plant Health Inspection Service through the National Animal Disease Preparedness and Response Program

ILLUSTRATIONS:

Mary Breuer
Swine Medicine Education Center
Iowa State University